

# The Year 2025

{code  
club}

## Introduction:

SAMPLE

In this project you'll write a program to tell you how old you'll be in the year 2025!

# Step 1: How much?

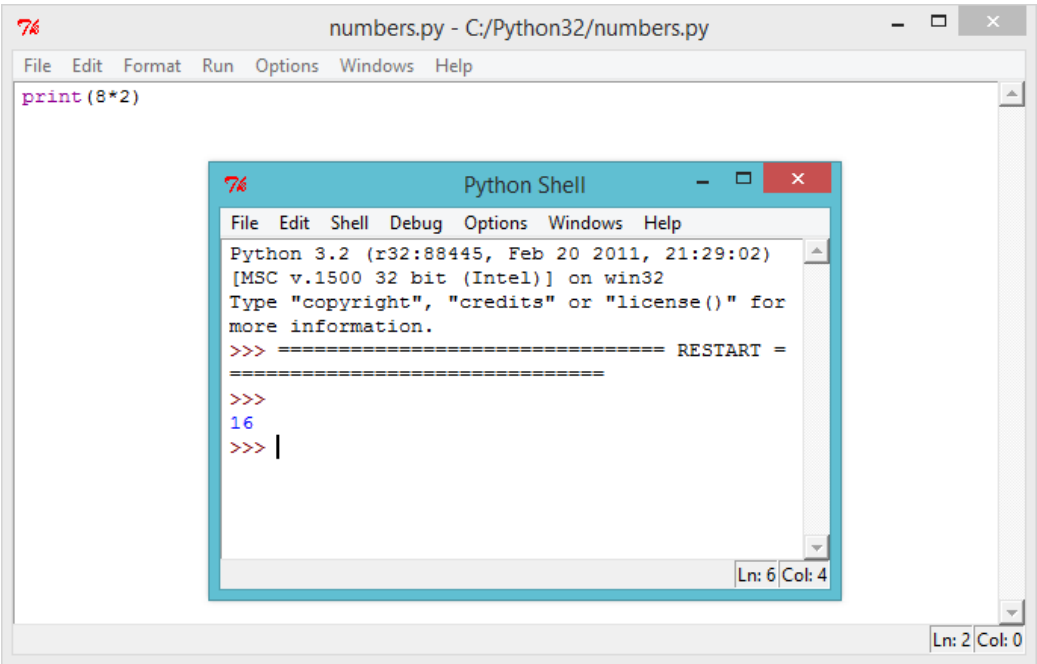
## Activity Checklist

- ☐ It's not just text that you can print in Python, you can also print numbers to the screen. For example, if 8 of your friends each gave you £2 for a sponsored silence, you can use this program to see how much money you raised:

```
print(8*2)
```

The star `*` in the program above is a multiply sign, so the program should print the answer to 8 x 2.

- ☐ Run the program above, and you should see the answer:



Save Your Project

## Challenge: Pocket money

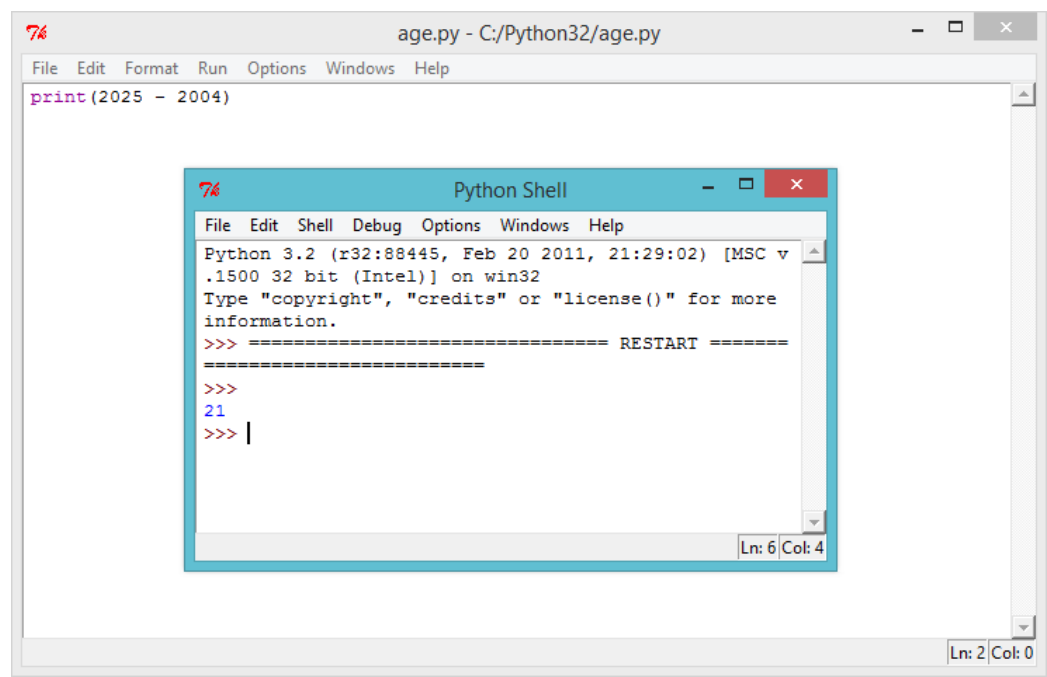
Write a Python program to calculate how much money you'd make if you washed 12 cars, and charged £2.50 for each car.

Save Your Project

# Step 2: How old?

## Activity Checklist

- ☐
- With everything you’ve learnt so far, you should be able to write a program to calculate how old you’ll be in the year 2025. The Python program to calculate your age should work like this:



As you can see, if you were born in 2004, you can calculate your age in the year 2025 by the calculation `2025 - 2004`. So someone born in 2004 will be 21 years old in the year 2025! If you weren't born in 2004 you can change the number in the program.

Save Your Project

## Challenge: Changing dates

Change your program to find out how old someone born in 1998 would be in the year 2025. How old will someone born this year be in the year 2050?

Save Your Project

# Step 3: Variables

When completing the challenges above, you had to keep changing the numbers in the program for people of different ages, and for different years in the future. It would be much easier if you could ask someone what year they were born, and use the answer in your calculation. That's what variables are for!

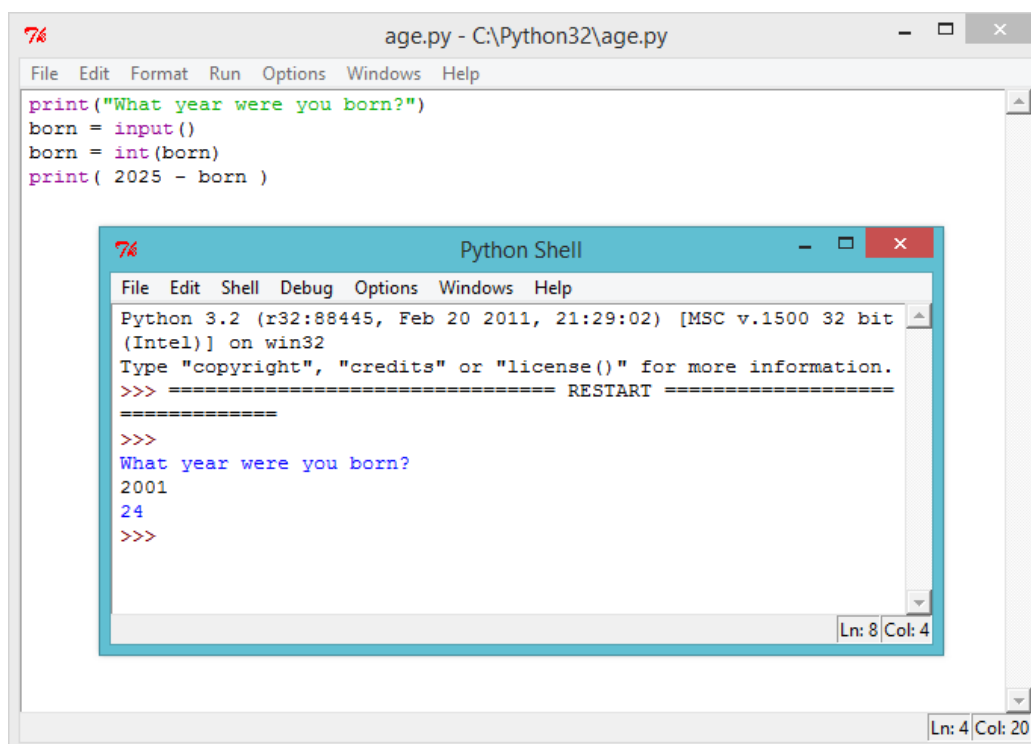
## ✓ Activity Checklist



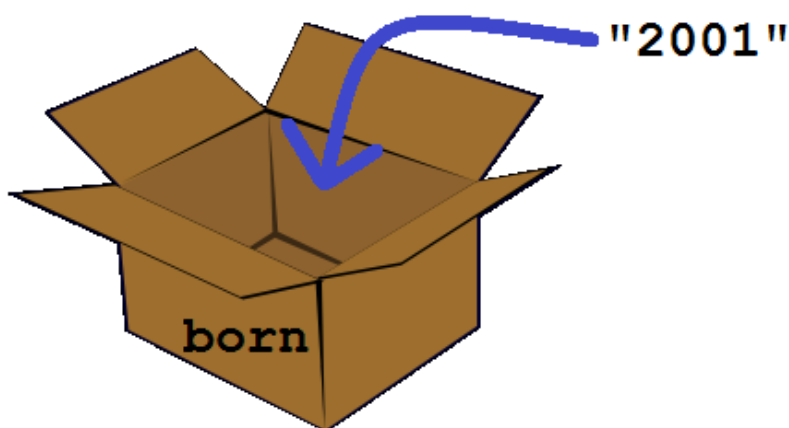
Run this Python program:

```
print("What year were you born?")
born = input()
born = int(born)
print( 2025 - born )
```

This program waits for you to type in the year you were born, and press enter. You should then see how old you'll be in the year 2025:



This program uses the `input()` function to get the user's input from the keyboard, and store it in a variable called 'born', so that it can be used later. You can think of a variable as a box, which can be used to store important data.



Notice that the variable (the box) has been named "born", as it helps you remember what you're storing inside it!

The line...

```
print( 2025 - born )
```

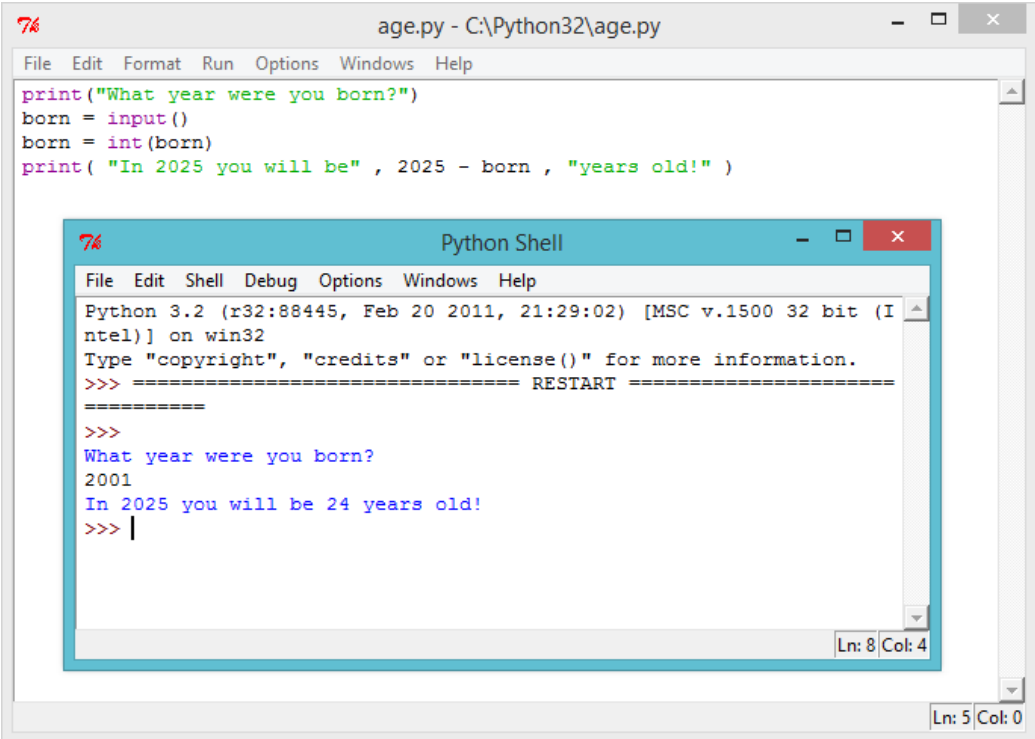
...takes whatever number has been stored in the `born` variable away from 2025.

Anything that is typed in from the keyboard is always stored as text, so you also have to use the `int()` function to turn the user's input into a whole number (which in programming is called an *integer*).

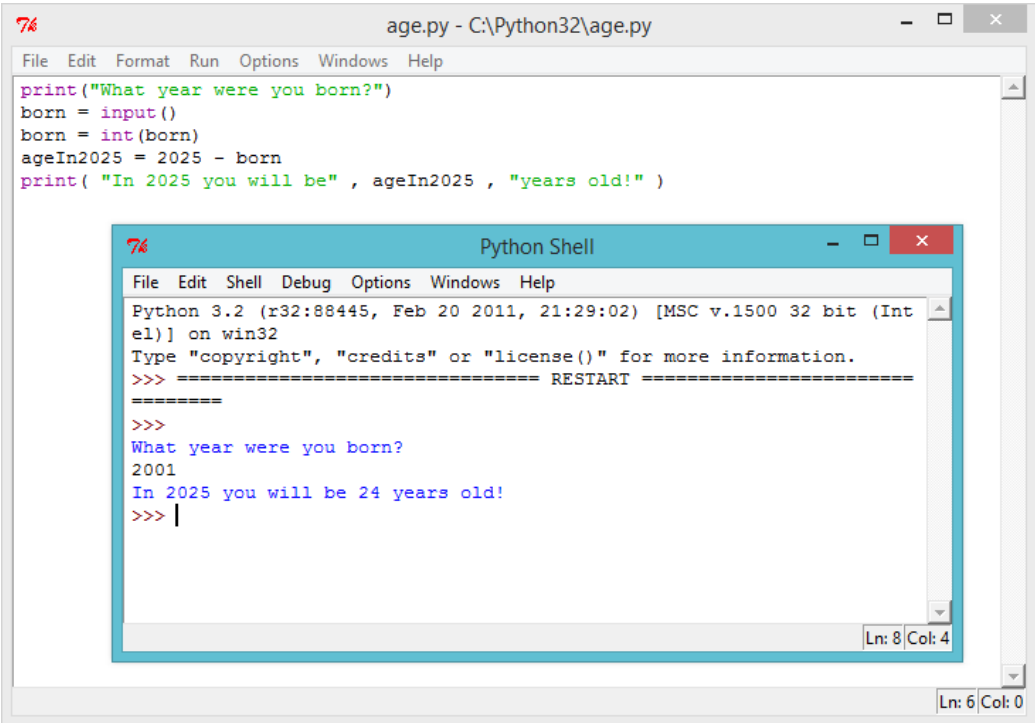
- You can make your program much easier to understand, by adding a helpful message for the user, so they know what you're showing them. Change the last line of your program to:

```
print( "In 2025 you will be" , 2025 - born , "years old!" )
```

- Try running your program again, to see how this change looks.



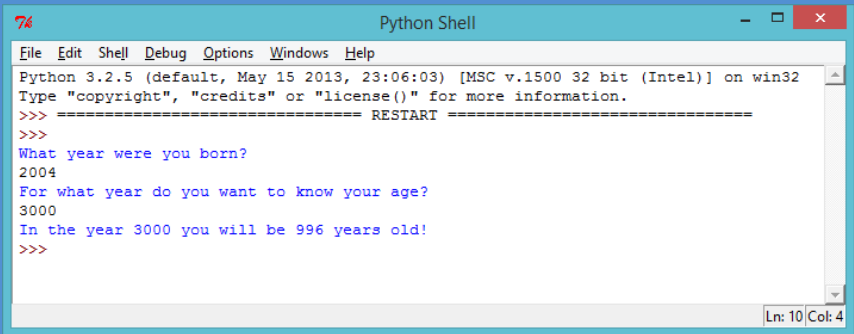
- But why stop there? You could also use another variable to store the answer before printing it for the user. Try this program out:



## Save Your Project

# Challenge: The year 3000!

Your program only tells people what their age will be in the year 2025. What if someone wants to know their age in the year 2050? Or the year 3000? Add another variable to your program, so that the user can find out how old they'll be in any year they choose.

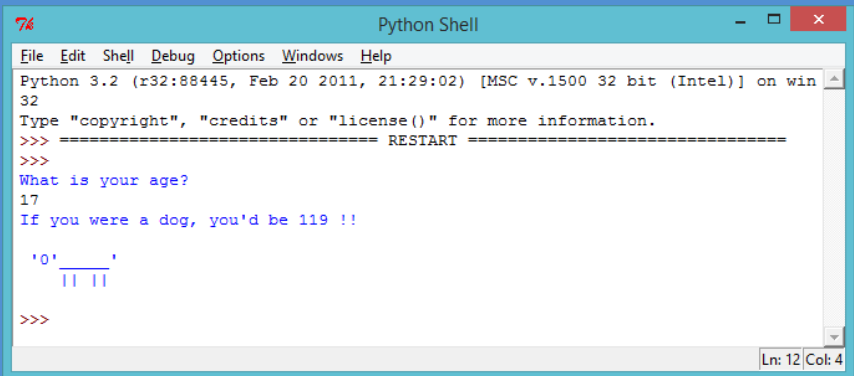


```
Python Shell
File Edit Shell Debug Options Windows Help
Python 3.2.5 (default, May 15 2013, 23:06:03) [MSC v.1500 32 bit (Intel)] on win32
Type "copyright", "credits" or "license()" for more information.
>>> ===== RESTART =====
>>>
What year were you born?
2004
For what year do you want to know your age?
3000
In the year 3000 you will be 996 years old!
>>>
```

## Save Your Project

# Challenge: Your age in dog years

Write a program to ask the user their age, and then tell them their age in dog years! You can calculate a person's age in dog years by multiplying their age by 7.



```
Python Shell
File Edit Shell Debug Options Windows Help
Python 3.2 (r32:88445, Feb 20 2011, 21:29:02) [MSC v.1500 32 bit (Intel)] on win
32
Type "copyright", "credits" or "license()" for more information.
>>> ===== RESTART =====
>>>
What is your age?
17
If you were a dog, you'd be 119 !!

'0' ____
  || ||
>>>
```